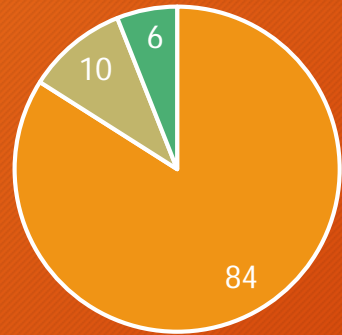
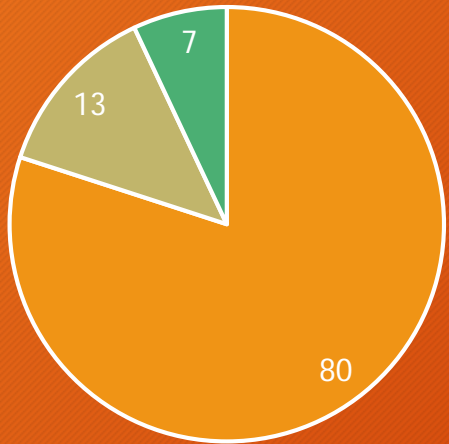


Regents Grading Recommendation

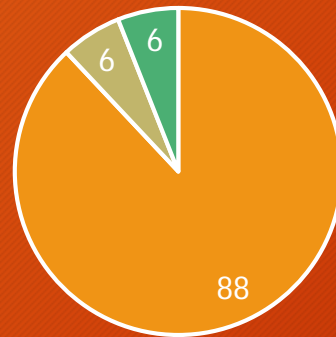
February 27, 2017

7 Scenarios Considered

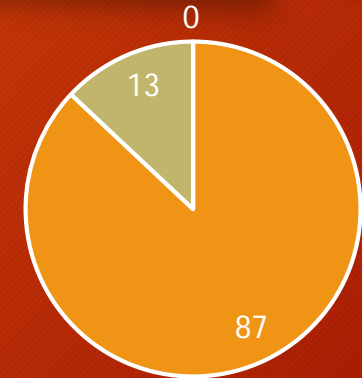
Status Quo



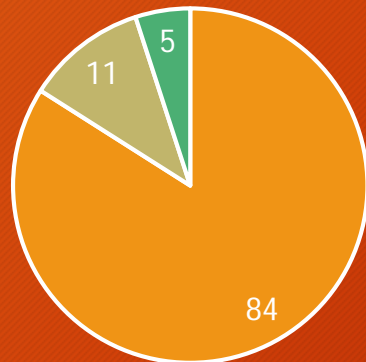
Quarter Regents
midterm



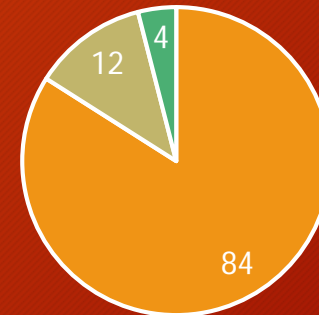
Quarter Regents
midterm



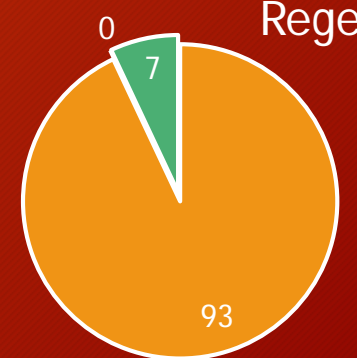
0%
Midterm



Quarter Regents
midterm



Quarter Regents
midterm



0%
Regents

Quarter Regents
midterm

2015-16 Average Quarter Grades v. Regents

Course	Quarter	Regents	R - Q	Midterm	M - Q	Final Average
Algebra I	85.35	84.23	-1.12	76.58	-8.77	84.59
English	86.61	90.26	3.65	86.91	0.3	87.1
Living Environment	84.02	86.18	2.16	79.05	-4.97	83.96
Global History	87.45	87.21	-0.24	81.94	-5.51	87.04
US History	87.89	91.8	3.91	82.95	-4.94	88.05
Physics	90.36	80.89	-9.47	80.12	-10.24	88.41
Geometry	85.21	78.7	-6.51	80.87	-4.34	84.13
Earth Science	87.03	87.65	0.62	86.85	-0.18	86.56
Chemistry	82.95	80.65	-2.3	79.01	-3.94	82.38

What does the Data Reveal?

- The Regents exams are a good measure of the cumulative knowledge and skills acquired over the course of the school year
- There is a certain level of unpredictability that comes with the scales assigned to the Common Core Regents exams

Recommendation (Trigger)

- In the event that the Average Regents score (obtained by the entire cohort) varies by 6 or more points from the average Quarter grade, the superintendent will be granted the authority to readjust the scale to provide a local Regents score for calculation into the Final Grade.
- The official Regents grade obtained from the State scale for that year will appear on the transcript unadjusted, as is required by regulations; however, the final average will be obtained using the readjusted local Regents grade.

Procedure for reviewing “Trigger” Exams

- Survey sent to all teachers of Geometry (7) and Physics (3)
- Questions:
 - Was the test an accurate reflection of the curriculum?
 - Was the test fairly constructed?
 - Was the difficulty level of the test consistent with prior assessments?
 - Do you see a need to curve the final results of the Regents?
- Gather comments from List serve from June 2016
- Convene a meeting with HS Principal, department Chair, department teacher, Deputy Superintendent and Superintendent to review data and give input
- Superintendent makes a recommendation to the Board of Education

Historical Pass Rate and Distinction Rates

Regents		2008-2009	2009-2010	2010-2011	2011-2012	2012-2013	2013-2014	2014-2015	2015-2016
Physics	Passing	87.1%	91.1%	88.2%	92.5%	97.6%	97.0%	90.0%	93.7%
	Distinction	49%	52.1%	47.3%	53.5%	51.2%	58.0%	54.4%	37.4%
Geometry	Passing	99%	98.7%	95.9%	97.8%	95.0%	94.0%	93.2%	n/a
	Distinction	54%	55%	46.3%	59.6%	45.1%	58.0%	57.7%	n/a
CC Geometry	Passing							88.1%	92.9%
	Distinction							28.9%	28.15%

Rescaling the 2016 Regents: Average of 3 prior years

GEOMETRY 3YR REGENTS AVERAGE					
2012-2013	83.0				
2013-2014	85.0				
2014-2015	85.1	***Highest Regents Grade Used			
3YR AVERAGE	84.4				
2015-2016	78.8				

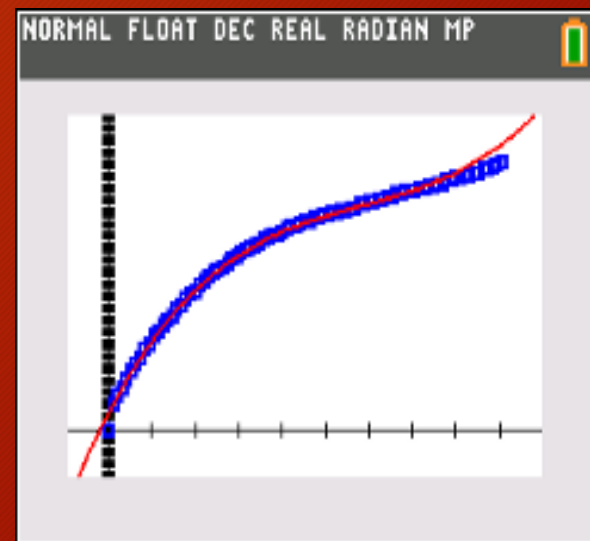
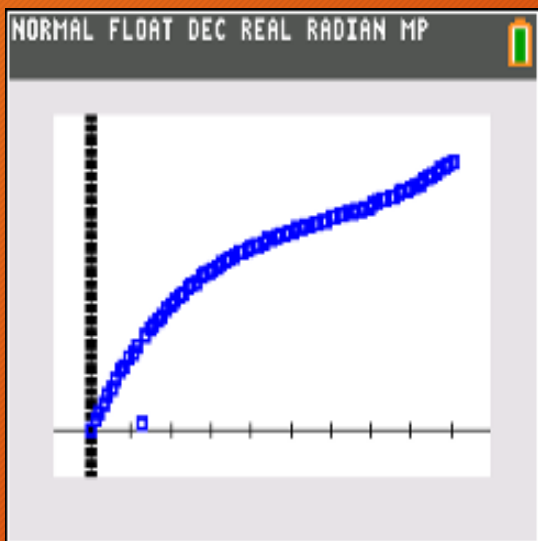
PHYSICS 3YR REGENTS AVERAGE			
2012-2013	83.4		
2013-2014	85.5		
2014-2015	83.0		
3YR AVERAGE	84.0		
2015-2016	80.9		

Geometry 2016- Rescale using Cubic regression

```

NORMAL FLOAT DEC REAL RADIAN MP
CubicReg
y=ax3+bx2+cx+d
a=2.9709746E-4
b=-.0495190286
c=3.219629411
d=1.083367577
R2=.9998009087
    
```

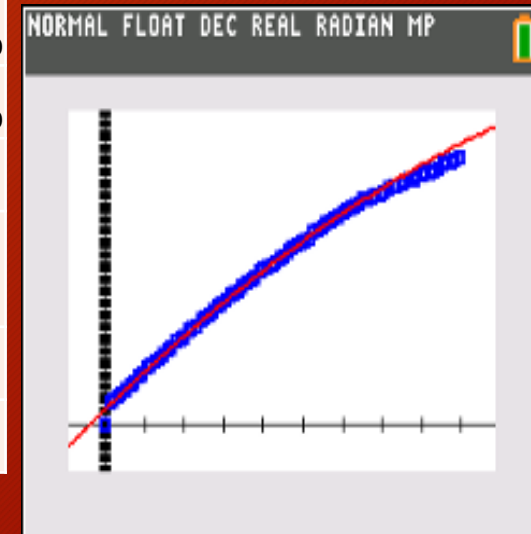
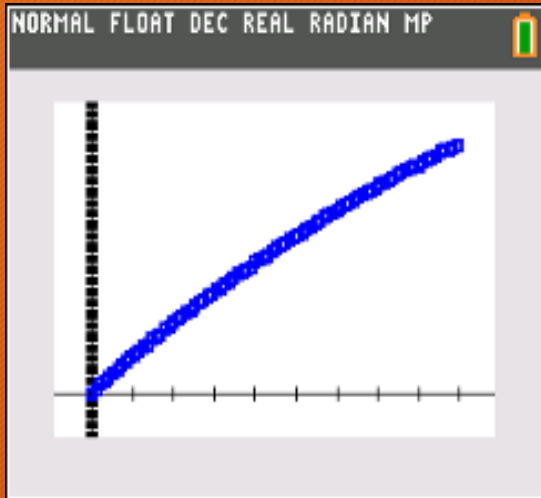
	Original SCALED SCORE		NEW SCALED SCORE		
	Tally	%	Tally	%	
0-64	27	7%	0-64	13	3%
65-84	252	64%	65-84	173	44%
85-100	112	29%	85-100	205	52%
	391		391		
		QUARTER			
Mean	78.79	85.39	Mean	84.087	
Median	79	87.25	Median	84	



Rescaling Physics 2016: Rescale using Quad Regression

```
NORMAL FLOAT DEC REAL RADIAN MP
QuadReg
y=ax2+bx+c
a=-.0041886624
b=1.520345943
c=1.009076329
R2=.9998766135
```

	Original SCALED SCORE		NEW SCALED SCORE	
	Tally	%	Tally	%
0-64	11	6%	9	5%
65-84	108	57%	74	39%
85-100	70	37%	106	56%
	189		189	
		QUARTER		
Mean	80.89	90.36	Mean	84.2487
Median	80	91.25	Median	86



Recommendation

- Accept the Geometry 2016 revised scale and apply the revised scale for all previously earned Geometry 2016 Regents grades for the purpose of recalculating the final average for the Geometry course
- Accept the Physics 2016 revised scale and apply the revised scale for all previously earned Physics 2016 Regents grades for the purpose of recalculating the final average for the Physics course
- Recalculate the GPA of all students affected by the rescaling of the 2016 Regents exams
- Recalculate ranking for the class of 2017 and beyond